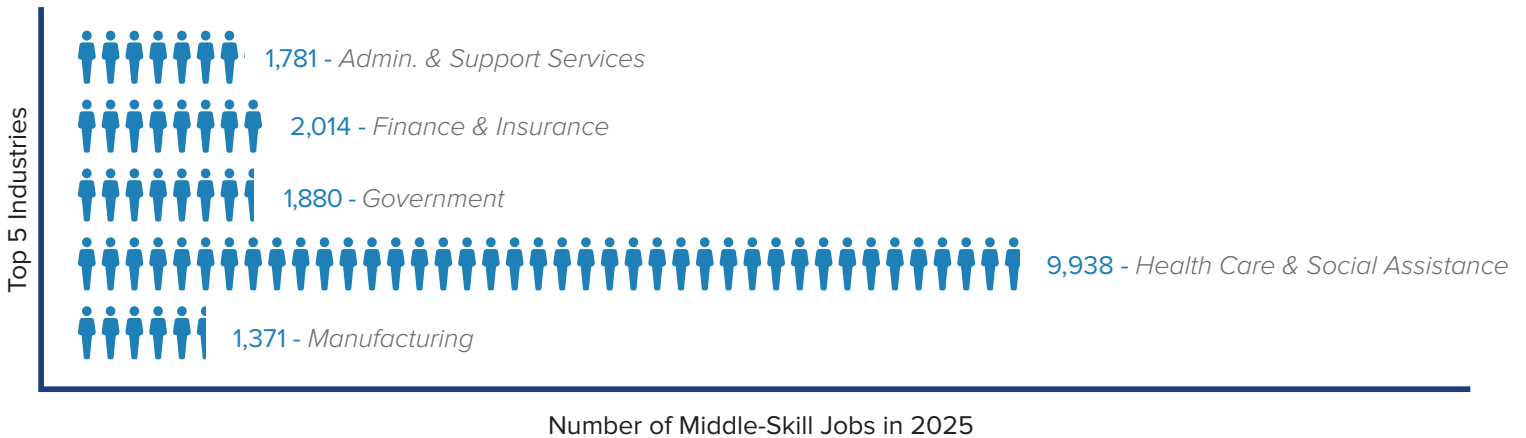
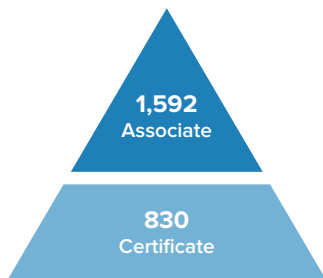


Based on the Administration’s In-Demand Jobs List,  
**House District 39 will have a total of  
22,958 middle-skill jobs<sup>1</sup> by the year 2025**

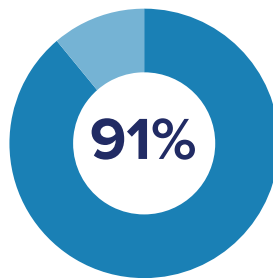


## Why Community Colleges?

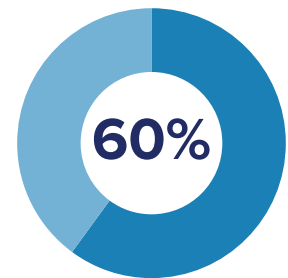
With our long-standing commitment to charge the lowest tuition in the state, Ohio’s community colleges are uniquely qualified to provide the most affordable, accessible higher education option for all students—from a traditional student seeking a low-cost pathway toward a bachelor’s degree, to working adults seeking to upskill their credentials. With our workforce-focused mission and a diverse student population, community colleges are uniquely positioned to deliver the innovation, flexibility and high-value postsecondary education and training crucial to Ohio’s economic success.



Average 2015-2025 middle-skill job openings in this district related to education level



91% of credential or certificate recipients and 86% of associate degree graduates remained in Ohio after completing their program<sup>2</sup>



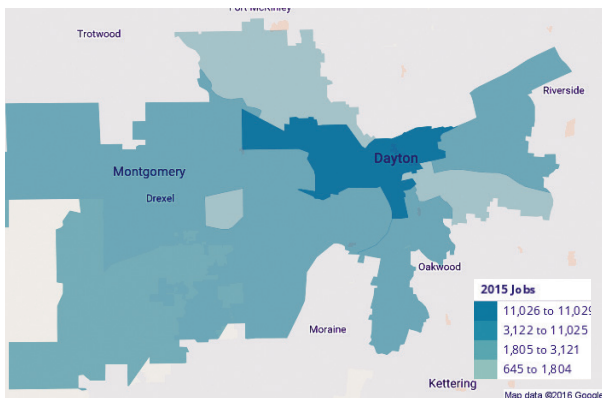
Nearly 60% of community college students graduate with no debt<sup>3</sup>

<sup>1</sup>Middle-skill jobs are defined by the Ohio Department of Jobs and Family Services as being “In Demand” and having an expected education level from more than a high school diploma to certificate or associate degree. (Source: Economic Modeling Specialists, Inc., 1016 4Q data set).

<sup>2</sup>Statistic from the Ohio Department of High Education In-State Retention and Salary Analysis of Spring Graduates, 2015.

<sup>3</sup>Statistic from College Board, Trends in Student Aid, 2015.

## By the year 2025, House District 39 will have 6,653 middle-skill job openings, paying workers a median salary of \$43,852



### Your Legislative District

In order to meet the demands of an ever-changing economy, jobs requiring a postsecondary certificate or associate degree will continue to increase over the next several years in House District 39. With academic and job training programs that are aligned to meet local business and industry workforce needs, Ohio's community colleges are deeply rooted in your community. 96% of our students are Ohio residents who want to stay, work and raise their families in the region and our colleges are committed to delivering the skills and training necessary to build a pipeline from the classroom to the workforce.<sup>4</sup>

## Top 3 Major Industries in House District 39, Based on Highest Concentration of Middle-Skill Workers<sup>5</sup>



### Finance & Insurance

Duties primarily engaged in financial transactions—creation, liquidation, or change in ownership of financial assets.

#### SAMPLE JOBS IN INDUSTRY

- Loan Officers
- Tellers
- Insurance Sales Agents
- Insurance Claims & Policy Processing Clerks



### Health Care & Social Assistance

Medical assistance for individuals, providing exclusive and continuing care through training and expertise.

#### SAMPLE JOBS IN INDUSTRY

- Occupational Therapy Assistants
- Pharmacy Technicians
- Dental Assistants/Hygienists
- Registered Nurses



### Manufacturing

The mechanical, physical or chemical transformation of materials or components into new products.

#### SAMPLE JOBS IN INDUSTRY

- Machinists
- Mechanical Engineering Technicians
- Industrial Engineering Technicians
- Welders

<sup>4</sup> The OACC has mapped Ohio's ZIP codes over the legislative districts to reflect the boundaries as closely as possible.

<sup>5</sup> NAICS industry descriptions provided by the Bureau of Labor Statistics, *Industries at a Glance*. Top three major industries are based on the % concentration of middle-skill jobs within the district outlined in this specific brief, sourced from the Economic Modeling Specialists, Inc. 2016 4Q data set.