



Ohio Department of Higher Education: Updates

Student Success Leadership Institute Winter 2022



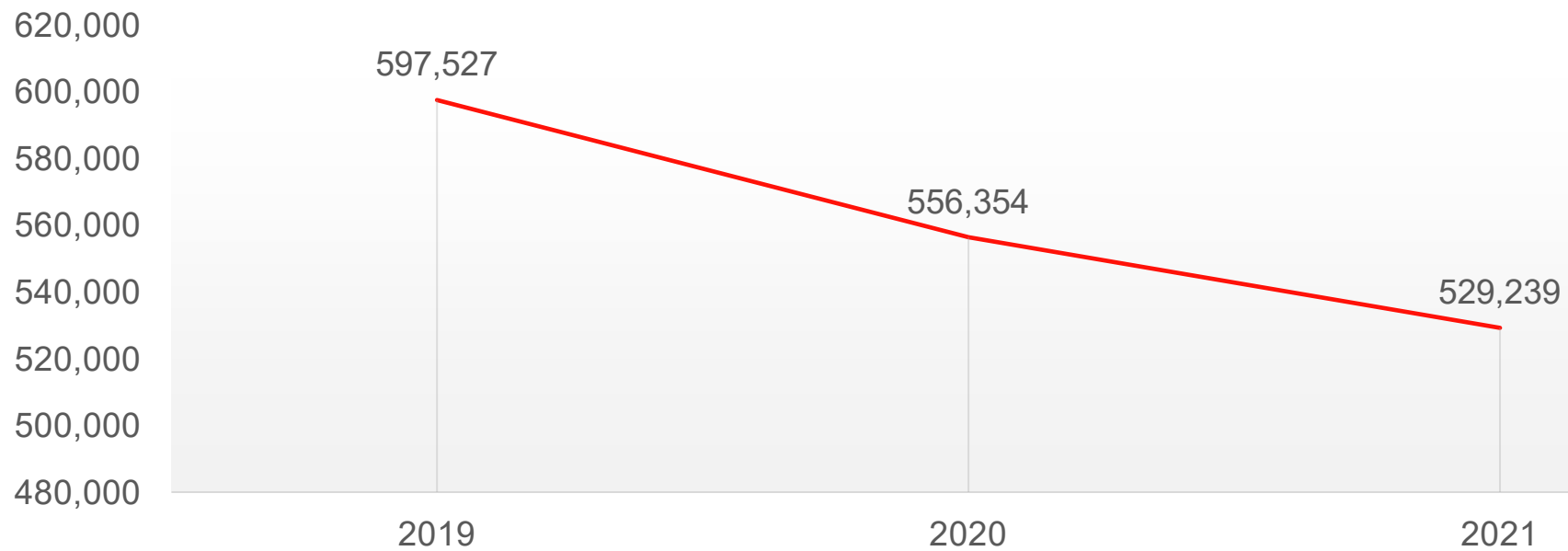
Department of
Higher Education

 [OhioHigherEd.org](https://ohiohighered.org)





First Time Freshmen in Ohio



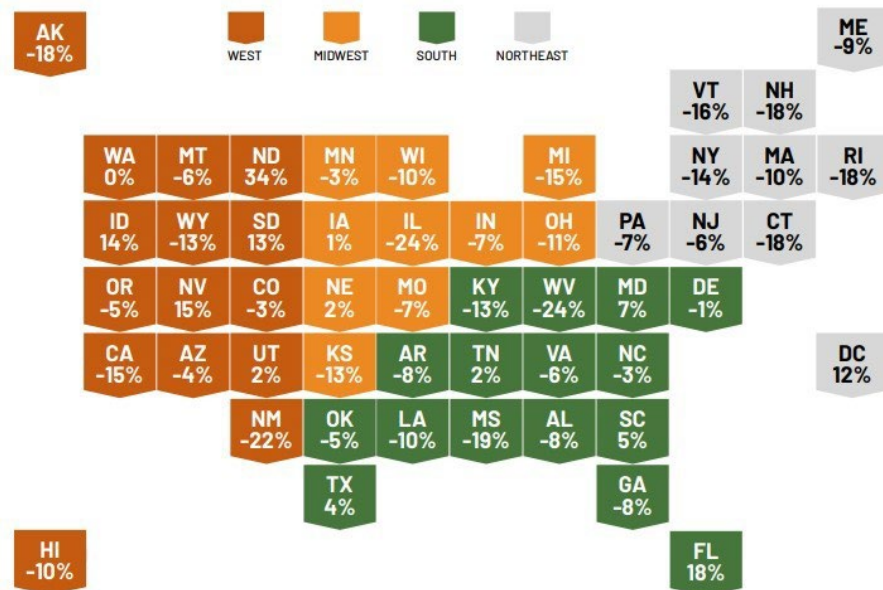
Fall 2019 Enrollment	Fall 2019 % Change from Previous Year	Fall 2020 Enrollment	Fall 2020 % Change from Previous Year	Fall 2021 Enrollment	Fall 2021 % Change from Previous Year
593,527	-0.9%	556,354	-6.3%	529,239	-4.9%



High School Graduates to Decline Nationwide

Ohio is projected to experience an 11% decrease in high school graduates between 2019 and 2037

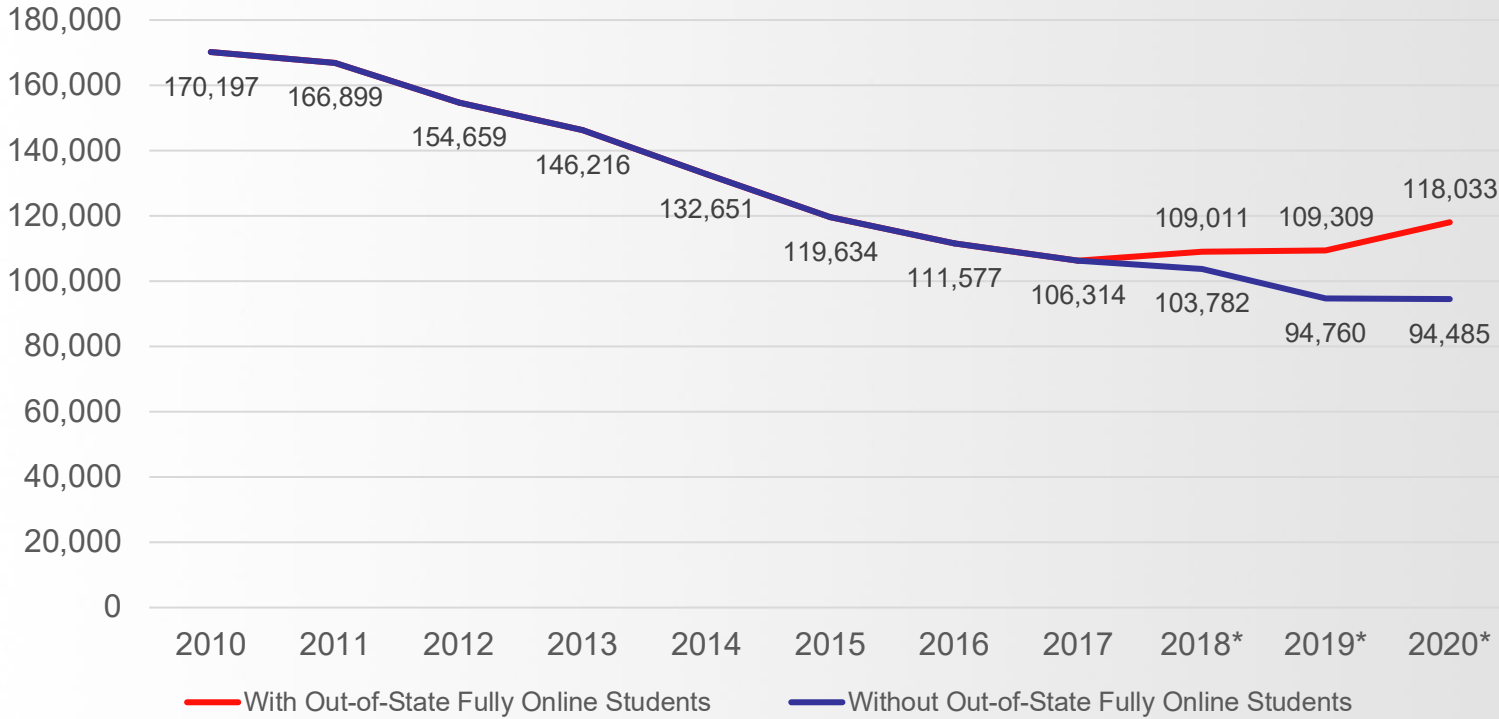
State-by-state projected percent change from class of 2019 to 2037, grand total of public and private schools



Department of Higher Education

OhioHigherEd.org





Adult Enrollment Continues Declines Since Great Recession

*Increases in adult learners enrolled in Ohio's public Institutions of Higher Education since 2018 are largely due to the introduction of online program partnerships that enroll a significant number of out-of-state students. These students are unlikely to represent a part of Ohio's economy.



Department of Higher Education

OhioHigherEd.org





College Credit Plus Enrollment



Department of Higher Education

OhioHigherEd.org





Ohio **STRONG START**
TO FINISH
DATA-INFORMED & EQUITY-CENTERED

Developmental Education Enrollments			
	2016	2020	Change
English	21,636	12,108	44.0%
Mathematics	59,066	29,261	50.4%
Total	80,702	41,369	48.7%

Students of color saw the greatest percent increase in completion of gateway courses from the 2009 baseline year. Black student completion of gateway mathematics and English courses increased from 22% to 40% (an 82% increase) and Hispanic student completion rose from 35% to 48% (a 37% gain).



Department of
Higher Education

OhioHigherEd.org





All types of institutions awarded credentials, but most credentials were stacked in community colleges

Type of institution, initial certificate

Type of institution, last credential

87%

CC cert: 8,862

CC: 8,537

84%

7%

OTC cert: 745

University: 1,362

13%

6%

University cert: 586

OTC: 294

3%

Stacking within four years of certificate completion



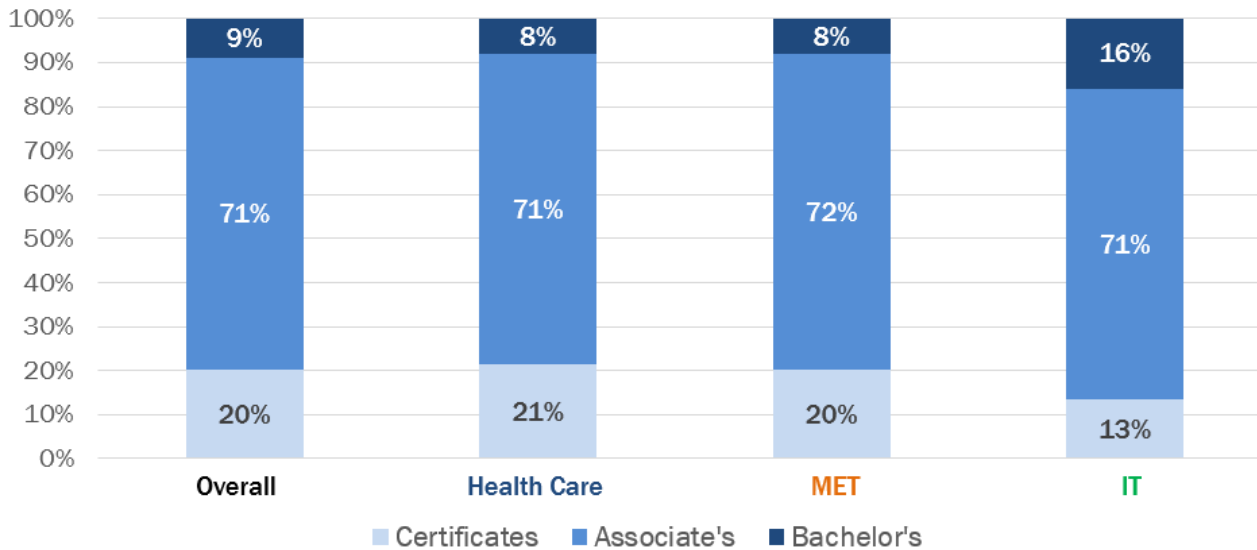
Department of Higher Education





Within four years of earning a certificate, most students who had stacked had earned a degree

% of stackers by highest level of credential



Note: Calculations were based on the following numbers of certificate-earners by field: 6,412 (health care), 2,444 (MET), and 937 (IT).



Department of
Higher Education

 OhioHigherEd.org





Second Chance Grant

Institutional Sector Totals	Private University	7	2.08%
	Private Career College or School	13	3.87%
	Public Community College	149	44.35%
	Public University	151	44.94%
	Ohio Technical Center	16	4.76%
Degree/Credential Sought	Bachelor's Degree	149	44.35%
	Associate Degree	149	44.35%
	Certificate	21	6.25%
	Industry Certification	17	5.06%



Department of
Higher Education

 **OhioHigherEd.org**





ODHE and Friends: Items of Interest

- ITAGs: Industry recognized credentials
- CCP eligibility requirements
- RAND research
- Scholarship programs
- Math pathways



Department of
Higher Education

OhioHigherEd.org





COMPLETION PLANS 2022-2024



Department of
Higher Education

 [OhioHigherEd.org](https://ohiohighered.org)





Ohio Revised Code - 3345.81

Strategic Completion Plan

“Not later than June 30, 2014, the board of trustees of each institution of higher education, as defined by section 3345.12 of the Revised Code, shall adopt an institution-specific strategic completion plan designed to increase the number of degrees and certificates awarded to students. The plan shall be consistent with the mission and strategic priorities of the institution, include measurable student completion goals, and align with the state's workforce development priorities. Upon adoption by the board of trustees, each institution of higher education shall provide a copy of its plan to the chancellor of higher education.

The board of trustees of each institution of higher education shall update its plan at least once every two years and provide a copy of their updated plan to the chancellor upon adoption.”



Updates to Completion Plans

Part 1: Progress toward student completion goals established in 2020-2022 Completion Plan

Part 2: Updated student completion goals, with metrics, for the two year period between July 1, 2022 and June 30th, 2024



Priority 1: Ensuring All Students are On-Track to be Successful within their First Year

- Metrics to consider:
 - Increasing the percentage of new degree seeking students completing gateway mathematics and English courses within their first twelve months of study
 - reducing the number of students in and sections of stand-alone developmental education courses



Priority 2: Reducing Equity Gaps in Retention & Degree Attainment for Traditionally Disadvantaged Populations

- Metrics to consider:
 - Retention and completion disaggregated by race/ethnicity, gender, SES, age, first-generation status, etc.



Priority 3: Increasing Enrollment of and Number of Degrees and Credentials Awarded to Adult Learners

- Metrics to consider:
 - Credit for Prior Learning awarded
 - Number of adults students engaged through targeted outreach programs (e.g.: Second Chance Grant, College Comeback)



Priority 4: Alignment to the State's Workforce Development Priorities

- Metrics to consider:
 - Increasing opportunities to earn credentials of value leading to gainful employment and/or increased wages
 - Increasing the number of students earning degrees directly leading to employment that aligns with the state's workforce development priorities



Data and Template

- Data sources and template remain unchanged from 2020.
 - Data is being updated
 - Data and template will be sent to Chief Academic Officers in the beginning of March
 - Use of template is voluntary
 - Template can be altered to best fit your campus
- Completion Plans must be approved by your Board of Trustees before being submitted to the Chancellor – due June 30th 2022.



Thank you!

Chris Kacir

Associate Vice-Chancellor
for Student Success

ckacir@highered.ohio.gov

Tom Sudkamp

Vice-Chancellor
for Academic Affairs

tsudkamp@highered.ohio.gov



Department of
Higher Education

OhioHigherEd.org